TradeViora ACADEMY

Candlestick mini atlas 3

Pattern geometry and interpretation | synthetic OHLC

Evening star



Up bar, small body, decline; context and gaps matter.

Three white soldiers



Three rising bodies; avoid assuming continuation.

Three black crows



Three falling bodies; not a guarantee of further decline.

Tweezer top



Similar highs across two bars; tolerance must be defined.

Tweezer bottom

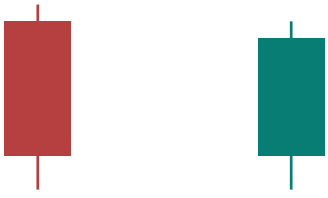

Similar lows across two bars; confirmation needed.

Bullish harami



Second body within first body after decline.

© 2026 TradeViora Academy | Synthetic examples | Education only; trading involves risk.