TradeViora ACADEMY

Candlestick mini atlas 2

Pattern geometry and interpretation | synthetic OHLC

Shooting star



Long upper wick after advance; potential rejection, not certainty.

Bullish engulfing



Second body covers first bearish body.

Bearish engulfing



Second body covers first bullish body.

Inside bar



Second high and low stay inside mother bar.

Outside bar



Second high exceeds first high and low breaks first low.

Morning star



Down bar, small body, recovery bar; gap convention varies.

© 2026 TradeViora Academy | Synthetic examples | Education only; trading involves risk.